

Control of landfill leachates contaminated groundwater by a MULTIBARRIER approach

L. Diels, J. Dries, L. Bastiaens

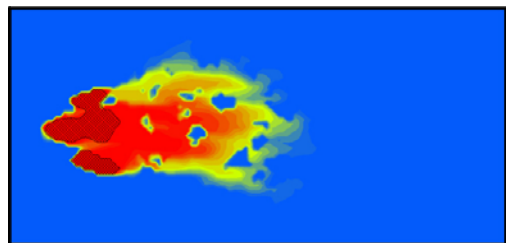
**Flemish institute for technological research, Vito
Mol, Belgium**

NATO-CCMS Pilot Study

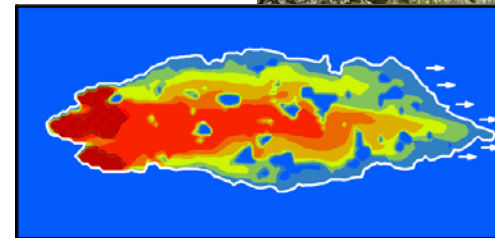
Prevention and Remediation in Selected Industrial Sectors:

Rehabilitation of old landfills

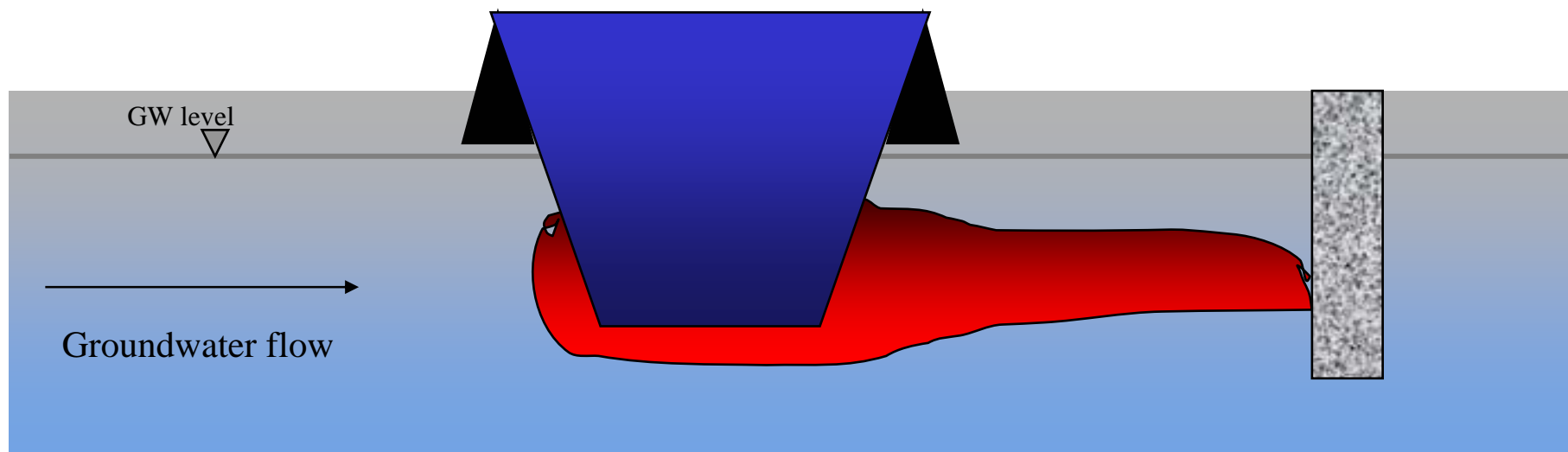
Cardiff, May 23 – 26, 2004



No measures



Landfill leakage: Multifunctional treatment zone or Multibarrier for removal of mixed pollutants



Evaluation of several combinations

- Chemical transformation (Fe°),
- Biotransformation (aerobic/anaerobic),
- Bioprecipitation
- Sorption

Two solutions:

- Installation of a new landfill (20 – 40 million EURO)
- Installation of a MULTIBARRIER (2 - 4 million EURO)

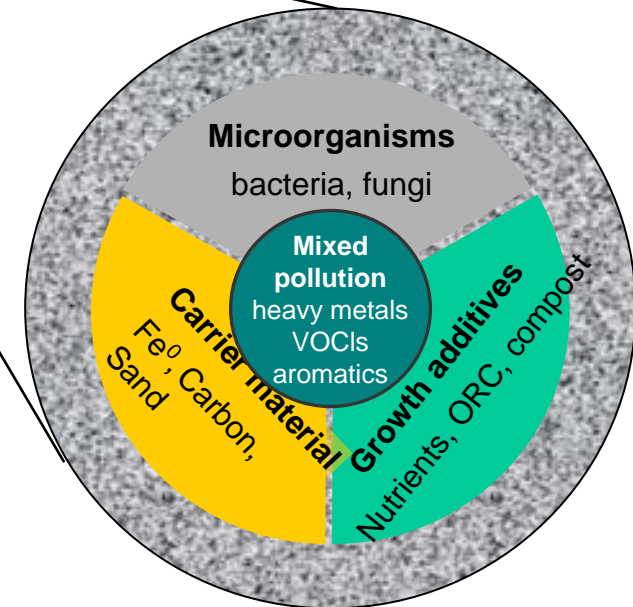
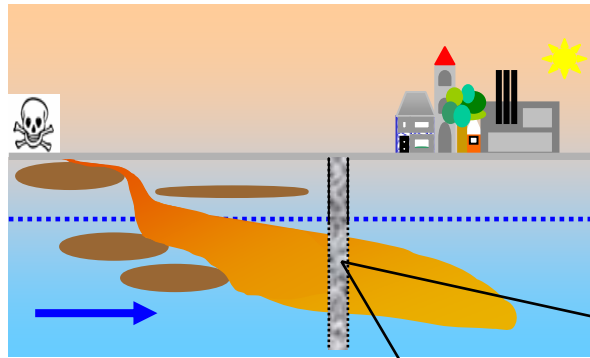
EU-project MULTIBARRIER

PARTNERS:

Vito, Mol
University of Wageningen
University of Innsbruck
University of Munchen
IBA, Heiligenstadt
BIOTECs, Berlin
University of Prague
DEC, Zwijndrecht
University of Latvia, Riga
Univesity of Mining, Sofia, Bulgaria

ENDORERS:

Montgomery Watson Harza, Brussels
Intercommunale Hooge Maey, Antwerp



Mixed contamination plumes

- Mixed contamination plumes require:
 - a combination of different pollutant removal processes (biotic & physico-chemical)
 - a combination of barrier types = MULTIBARRIER
- Design and optimisation of multibarriers is more complex than single-barriers
 - Concept: sequential or mixed multibarrier?
 - Effect of the pollutants on the removal process (inhibition, stimulation or no effect)?
 - Effect of one pollutant removal process on an other one?

MULTIBARRIER Key-components

- **Groundwater:**

0.5 mM NaHCO₃

0.5 mM KHCO₃

0.5 mM CaCl₂.2H₂O

0.5 mM MgCl₂.6H₂O

+ growth supporting additives
(Nutrients, O₂, compost,..)

- **Carrier materials:**

Filter sand (1-2 mm)

Zerivalent iron FeA4 (0.3-2 mm)

Activated carbon

GAC F400

GAC Ind. React. (landfills)

(Aquifer material)

Metasorb

Zeolites

Wood chips

- **Mixed pollution:**

VOCl_s: 2 mg/l PCE

5 mg/l TCE

Metals: 5 mg/l Zn as ZnCl₂

0.2 mg/l As(V) as Na₂HAsO₄

BTEX: 2 mg/l benzene

2 mg/l toluene

2 mg/l *m*-xylene

Extra: AOX (LFU)

DCM, 11 DCA (UW)

Ni, Cr (Vito)

***o*-xylene, *p*-xylene,**

Ethylbenzene (Vito)

- **Micro-organisms:**


Aquifer material

Enrichment cultures

Axenic strains

MULTIBARRIER materials

magnitude: 500x



Filtersand

Everzit

Metasorb

GAC F400

Zero Valent Iron


Specific surface [m^2/g]
(measured)

Filtersand	1,9
Everzit	294,1
Metasorb	3,0
GAC F400	764,4
Zerovalent Iron	1,0

+ Aquifer as source of micro-organisms

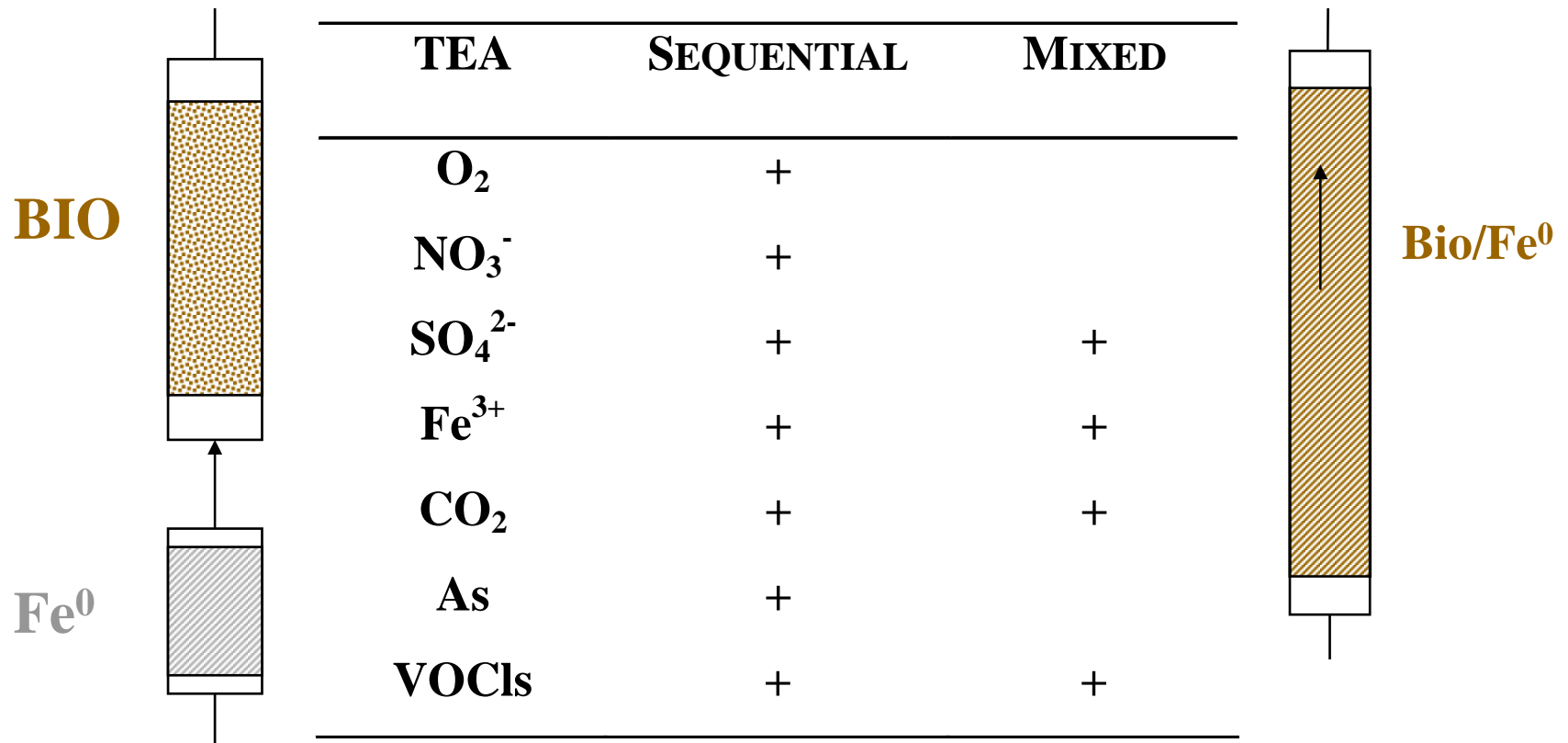
Design of multibarriers

- Different multibarrier concepts:

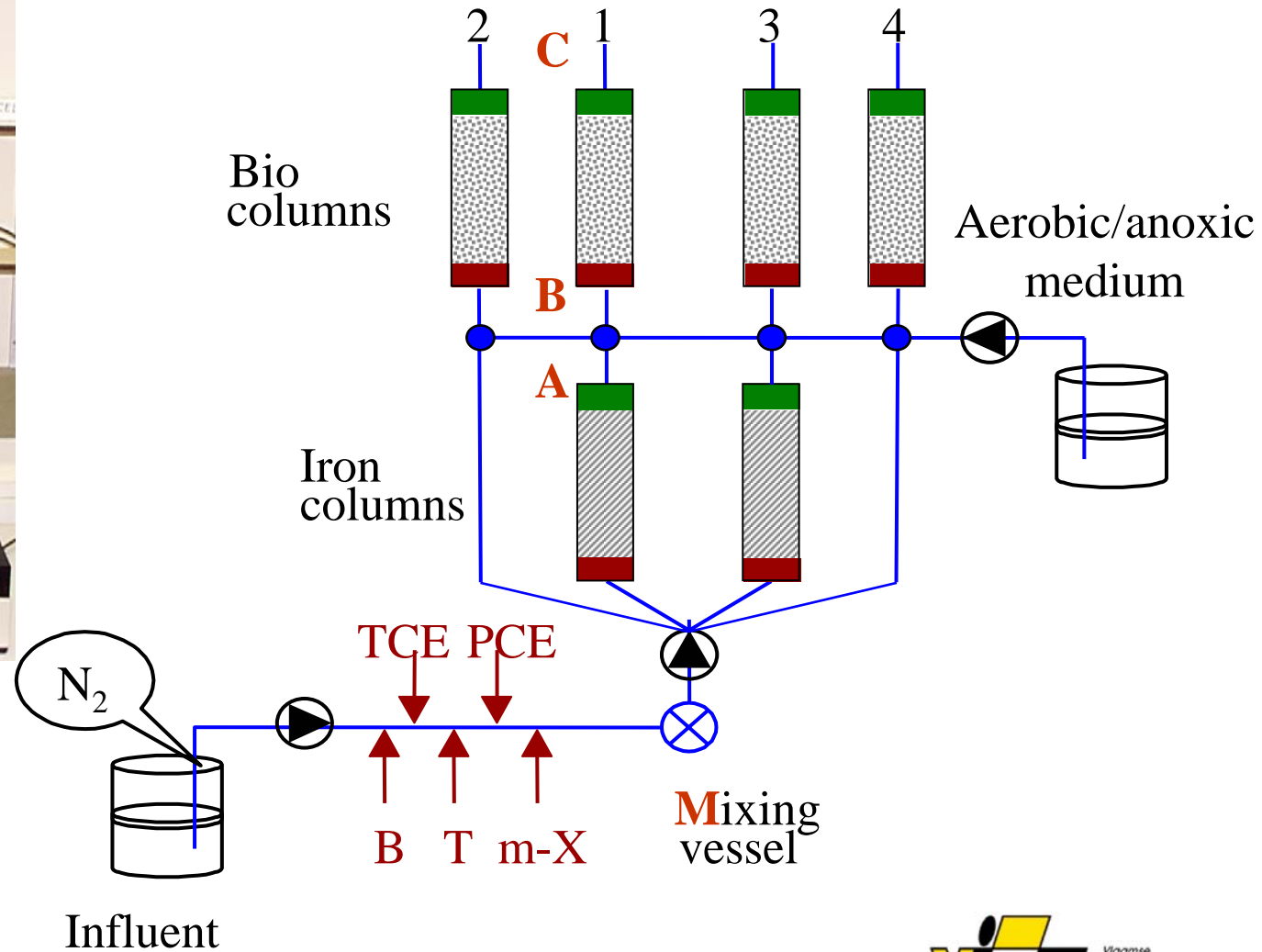



- Concept = Site specific and depending on the pollutants present
- Sorption barrier = polishing step

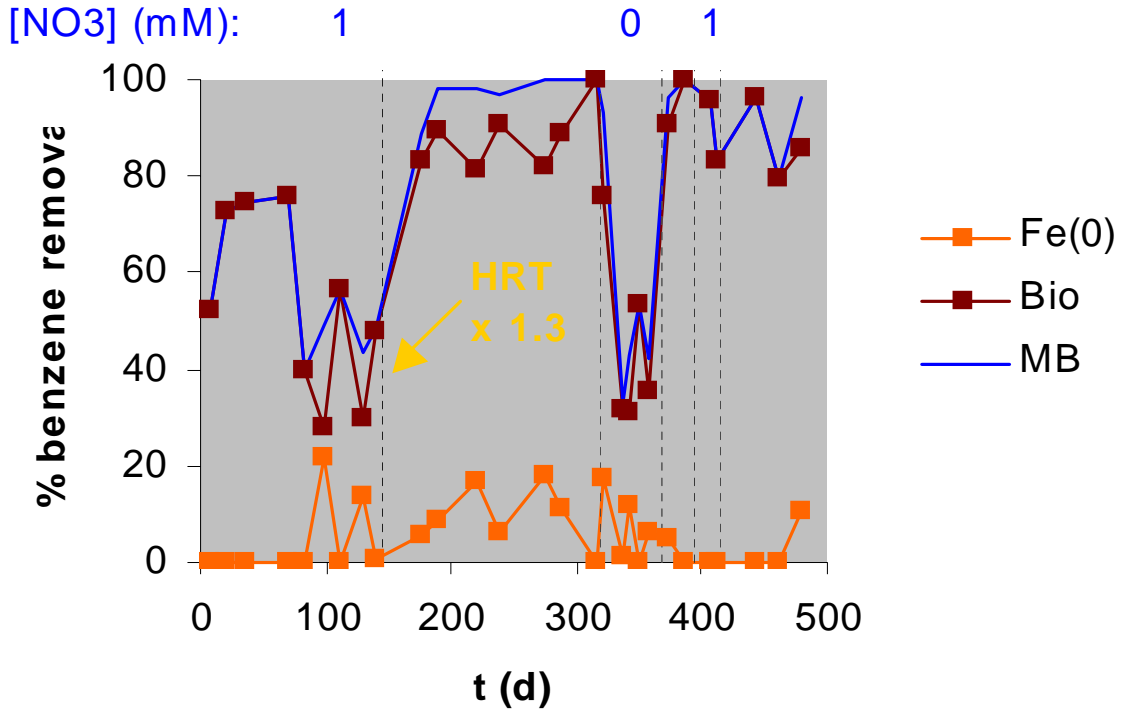
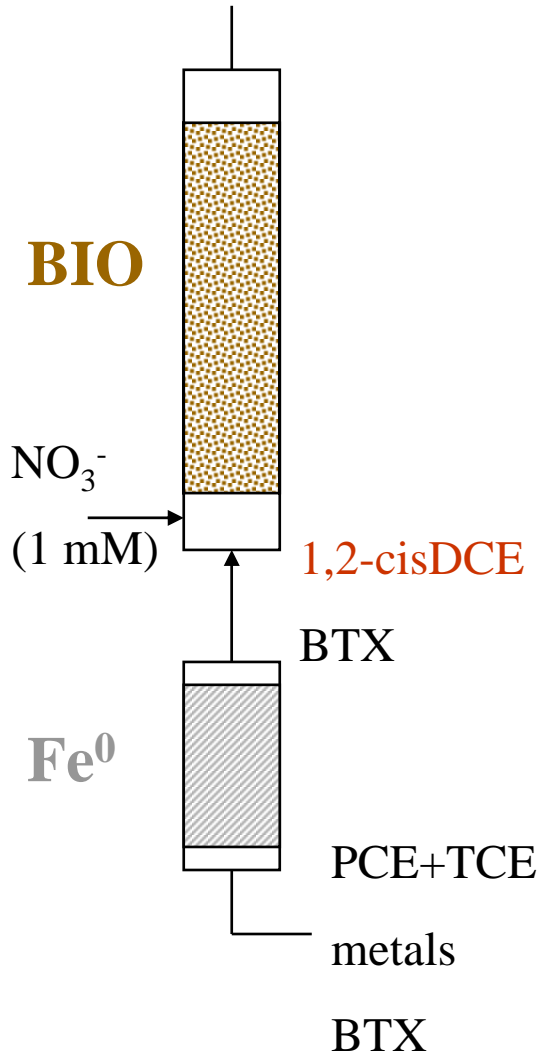
MULTIBARRIER concepts: Sequential vs mixed



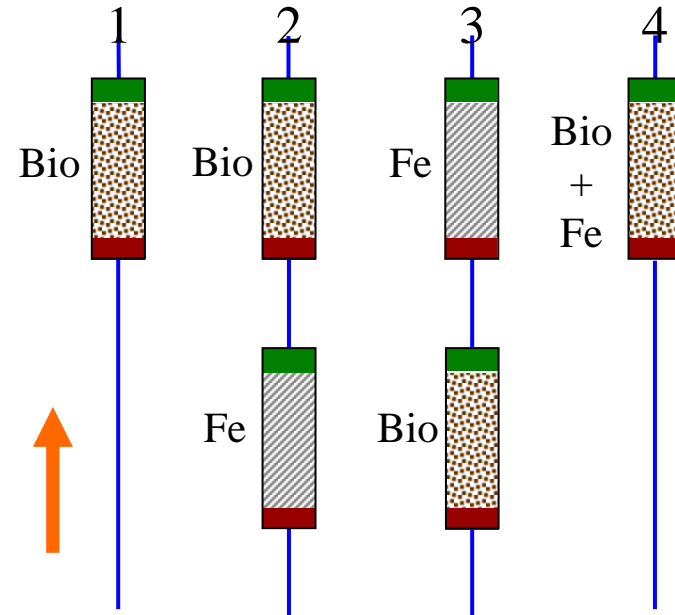
System A (O_2) & System B (NO_3)



Benzene removal in a denitrifying sequential system



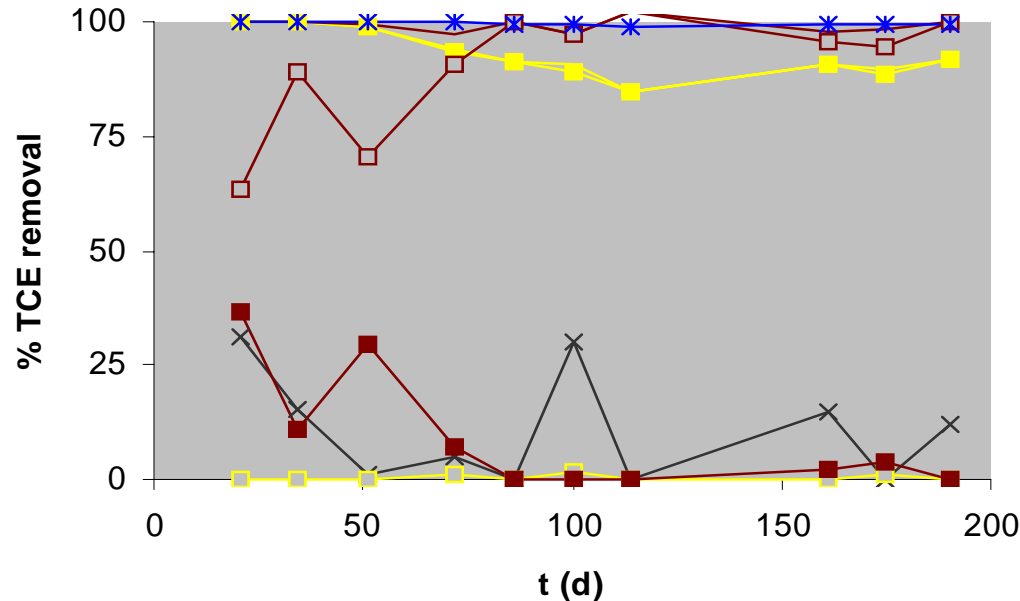
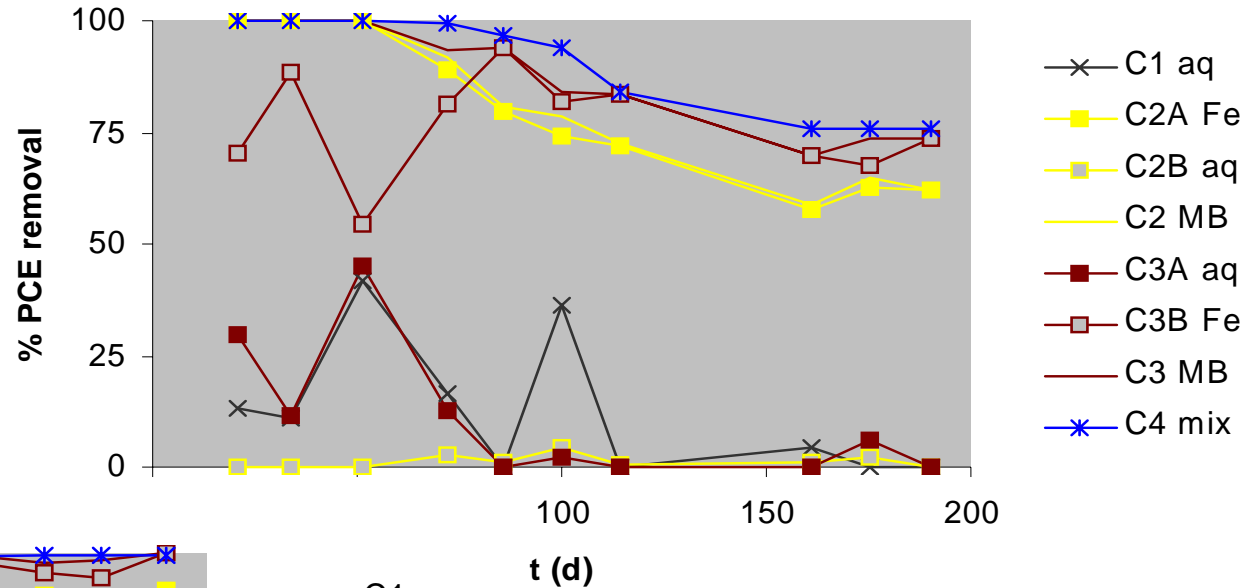
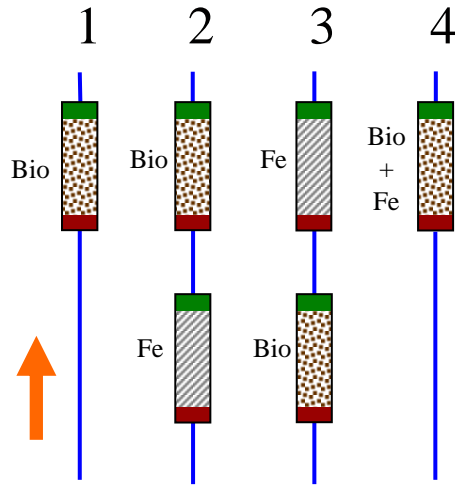
Systems D & E: Strictly anaerobic systems



SR: 0.5 mM SO_4^{2-}

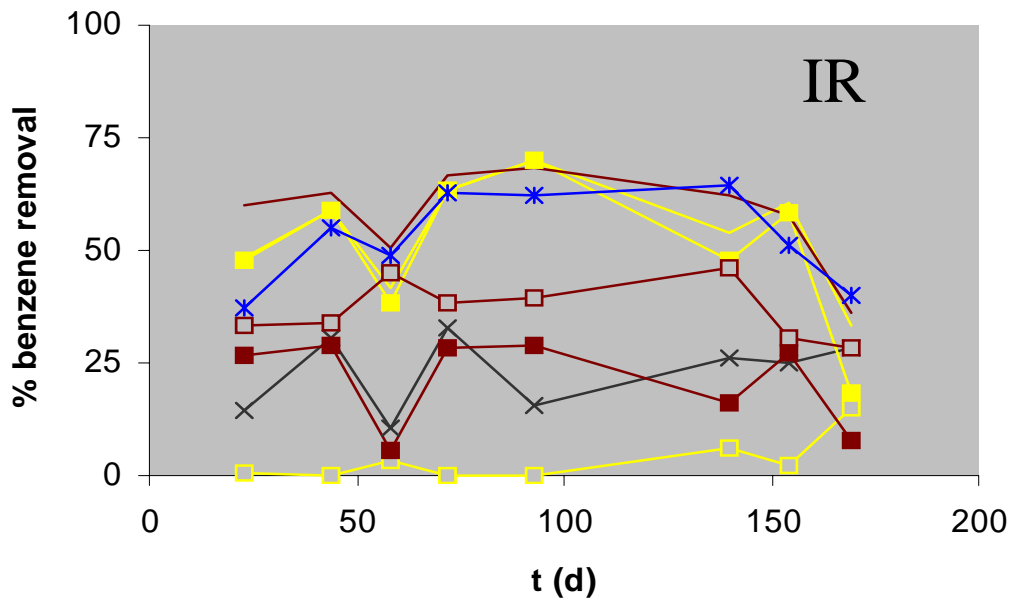
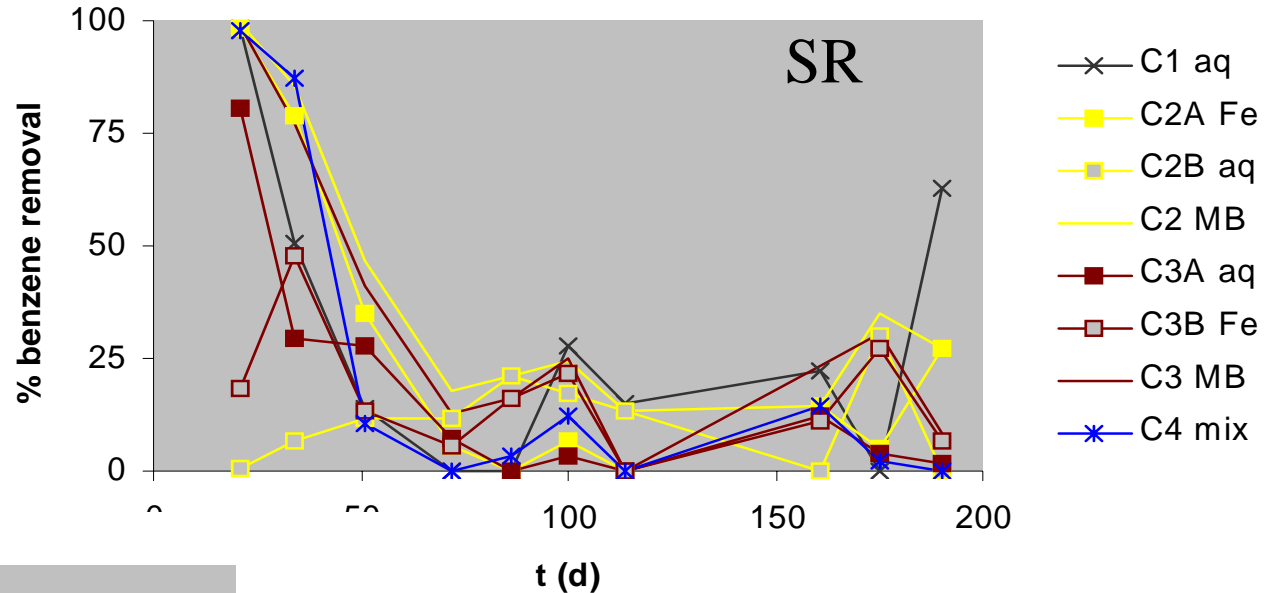
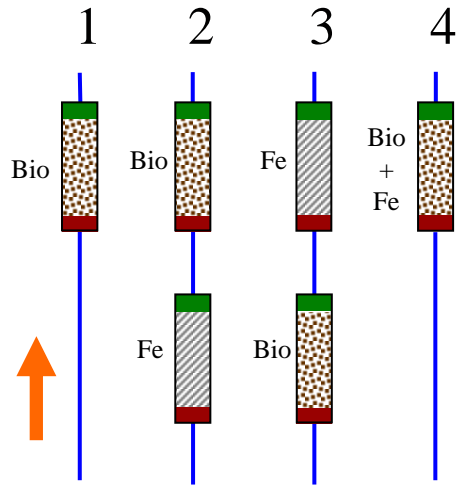
IR: 2.5 mM Fe(III)EDTA

System D: PCE & TCE degradation (SR columns)



- initial sorption
- incomplete PCE degradation
- complete TCE degradation

System D & E: Benzene removal



■ SR: no degradation

■ IR:
 - all MB
 - not in C2aq

System C: Partially mixed MB system

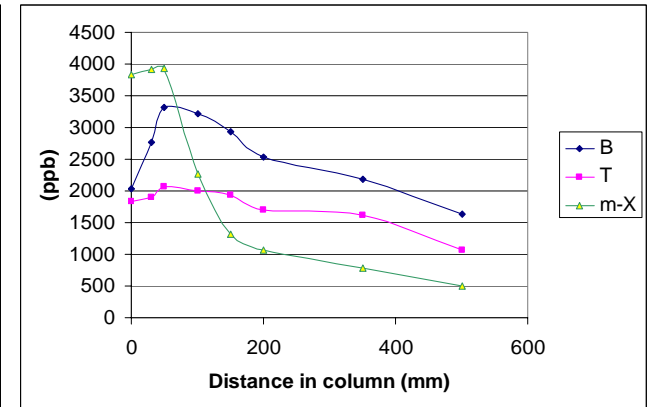
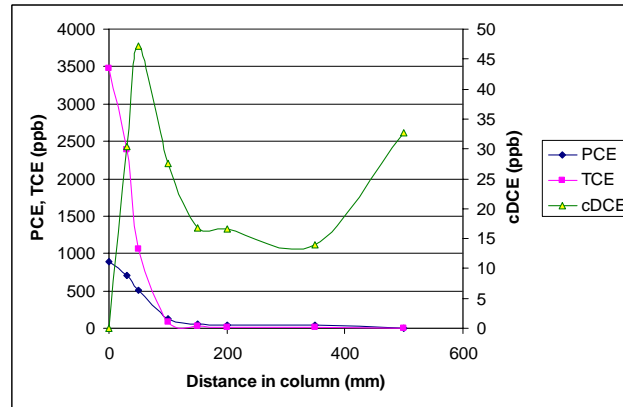
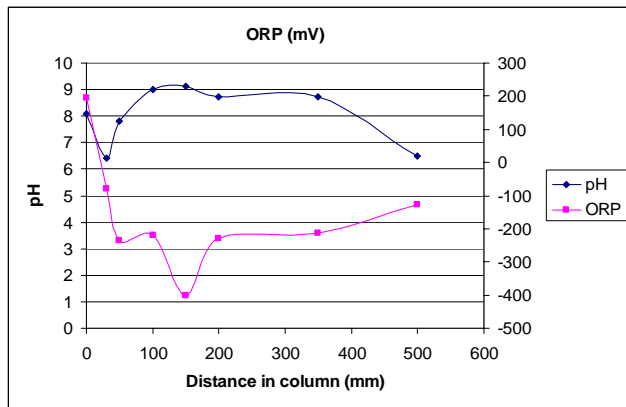


Columns (L = 50 cm)
K1: test column
K2: abiotic control

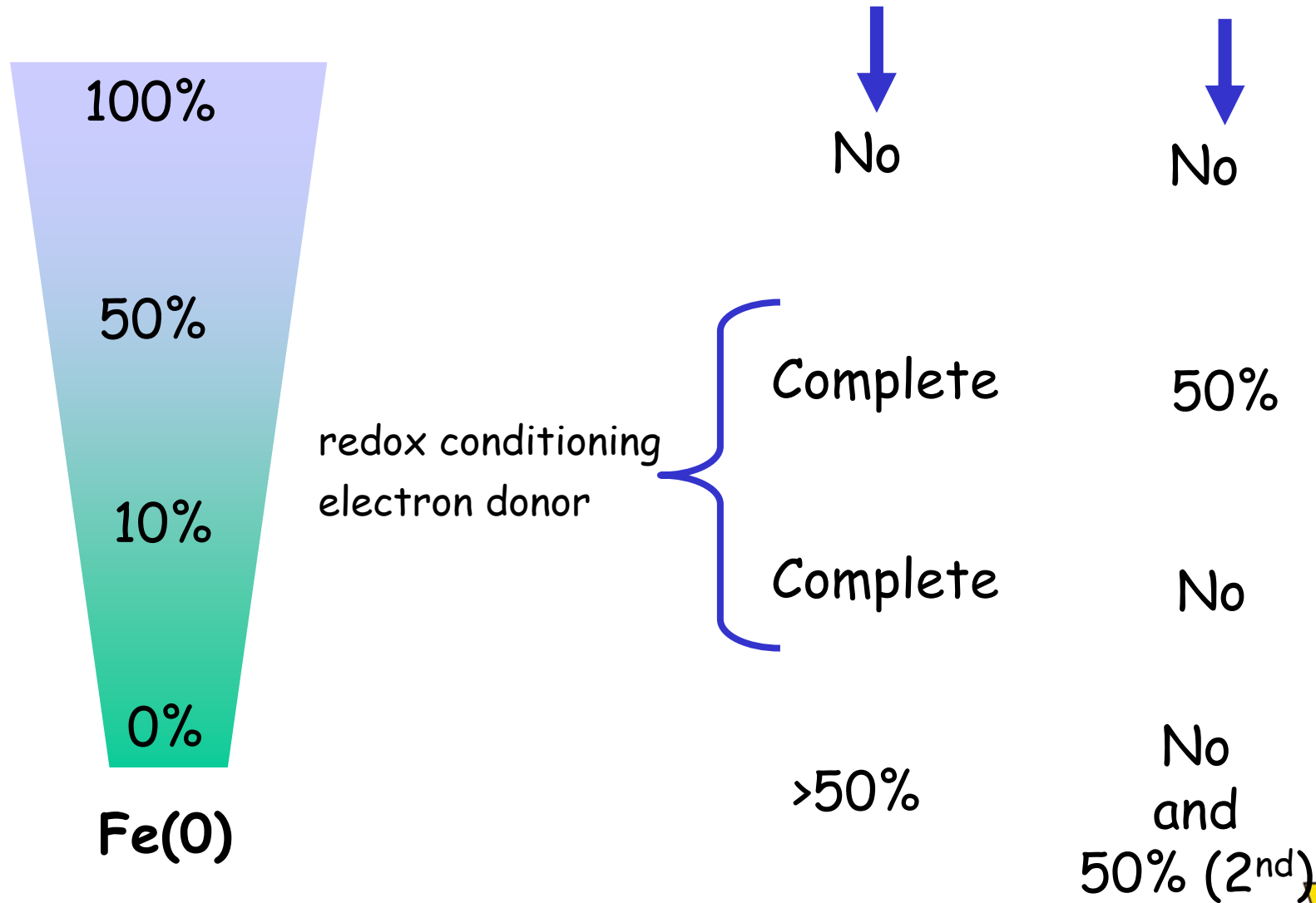
Layers:
L1: FS/Aq/Fe0 =
60/20/20 (W)
L2:FS/Aq = 78/22 (W)

Monitoring:
chemical analyses
microbial ecology

Partially mixed MULTIBARRIER: results



System 1-5: Results DCM & 11DCA



Results (% removal)

Column trains	Characteristics (TEA)	Acro-nym	PCE	TCE	Benzene	Toluene	m-xylene
<i>System A: Zerovalent iron wall followed by a micro-aerobic biobarrier ¹</i>							
A1	1 – Fe(0)column	A1-1	60-80	90-99	4-13	10-53	NA
	2 – Bio column (O ₂)	A1-2	80-100	92-100	99-100	99-100	> 90
<i>System B: Zerovalent iron wall followed by a denitrifying biobarrier ¹</i>							
B1	1 – Fe(0)column	B1-1	66-99	97-100	6-18	16-54	NA
	2 – Bio column (NO ₃ ⁻)	B1-2	80-93	97-100	89-100	99-100	> 90
<i>System C: Partially mixed Fe(0)/biowall followed by anaerobic biowall ^{2,1}</i>							
C1	1 – mixed zone	C1-1	95-100 ¹	95-100 ¹	20 ²	30 ²	40 ²
	2 – bio zone	C1-2	95-100 ¹	95-100 ¹	20 ²	30 ²	50 ²
<i>System D: sequential and mixed barriers under sulfate reducing conditions ¹</i>							
D1	1 – Bio column (SO ₄ ²⁻)	D1-1	0-11	0-15	11-44	97-100	NA
D2	1 – Fe(0)column	D2-1	55-71	88-98	4-54	0-36	NA
	2 – Bio column (SO ₄ ²⁻)	D2-2	55-78	89-98	23-67	12-36	< 25
D4	1 – Mixed column (SO ₄ ²⁻)	D4-1	76-89	99-100	18-62	7-23	> 90
<i>System E: sequential and mixed barriers under iron reducing conditions ¹</i>							
E1	1 – bio column (Fe ³⁺)	E1-1	0-11	9-18	24-29	100	NA
E2	1 – Fe(0)column	E2-1	53-67	85-92	50-68	72-91	NA
	2 – Bio column (Fe ³⁺)	E2-2	54-67	86-92	52-71	77-90	> 90
E4	1 – Mixed column (Fe ³⁺)	E4-1	58-73	94-97	55-64	94-98	> 90

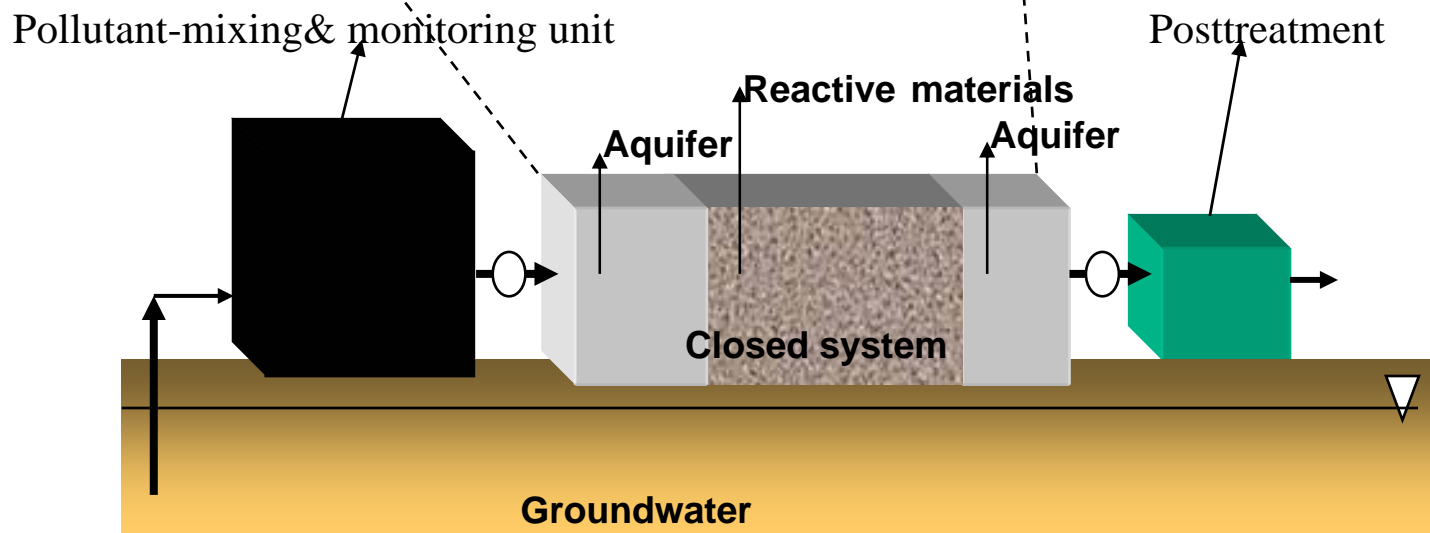
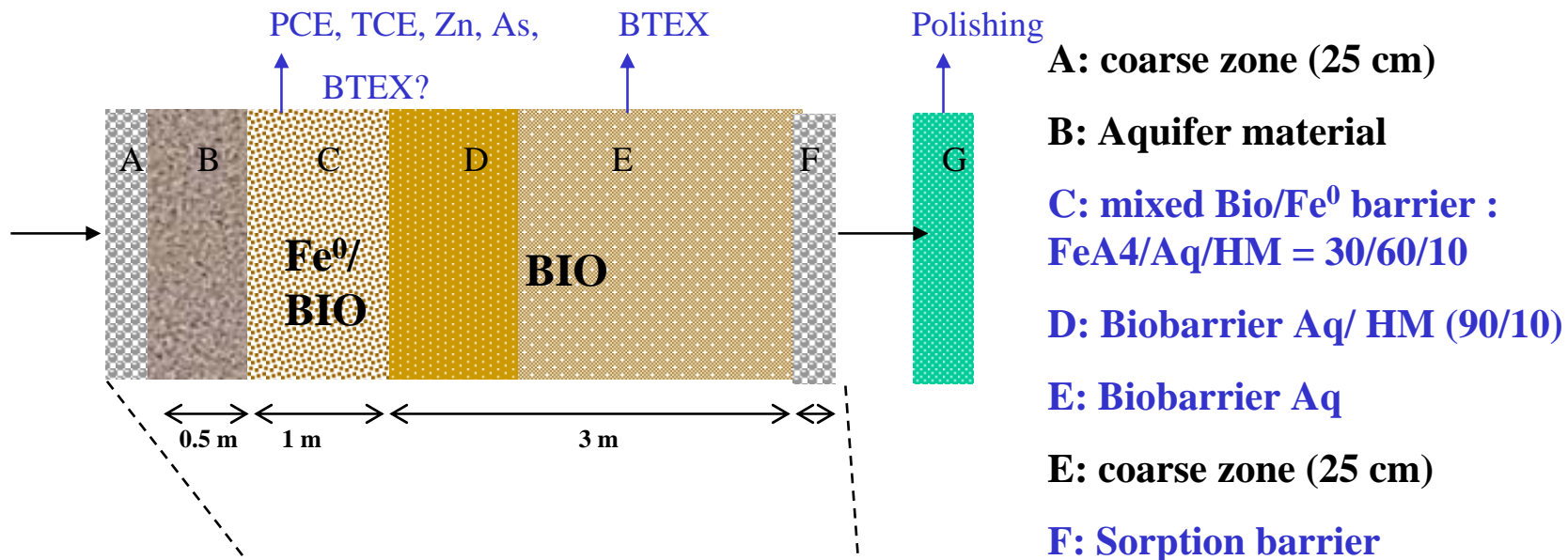
Conclusions

- Mixed contamination plumes are omnipresent.
- Remediation of mixed contamination plumes using barriers
 - MULTIBARRIERS are required
- Fungi do not play a big role in a Multibarrier
- In lab-scale columns different Multibarrier-concepts have been shown to be effective for the remediation of a mixed plume (PCE, TCE, BTmX, Zn, As).
- Behaviour of AOX in a Multibarrier is under study
- No toxicity detected in effluent (toxicity reduction)
- The design and optimisation of multibarriers is more complex in comparison with ‘single barriers’
 - Many influencing parameters have to be taken into account
 - Mixed Multibarrier under iron or sulfate reducing conditions

Conclusions

- Sequential Multibarrier: **ZVI** + **Micro-aerofilic biobarrier**
 - PCE, TCE dehalogenation in ZVI
 - Zn, As removal in ZVI
 - BTX degradation in biobarrier
 - No degradation of cDCE
- Sequential Multibarrier: **ZVI** + **Anaerobic biobarrier (denitrifying)**
 - PCE, TCE dehalogenation in ZVI
 - Zn, As removal in ZVI
 - T, X degradation in biobarrier
 - B partially degraded in biobarrier
 - No degradation of cDCE
- Mixed Multibarrier: **filtersand, aquifer materiaal, ZVI** + Anaerobic biobarrier in aquifer
 - PCE, TCE dehalogenation
 - Zn, As removal in ZVI
 - BTX degradation in mixed zone
 - No formation of cDCE or VC

Upscaling promising multibarrier concept



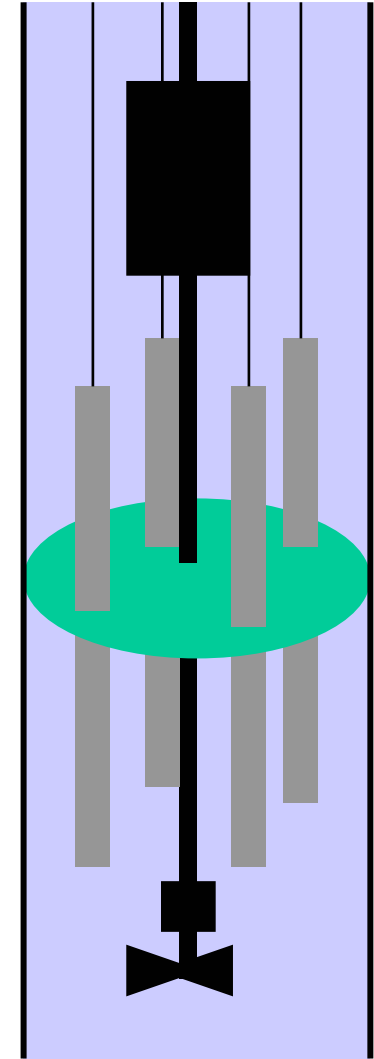

Set-up of MB on pilot scale





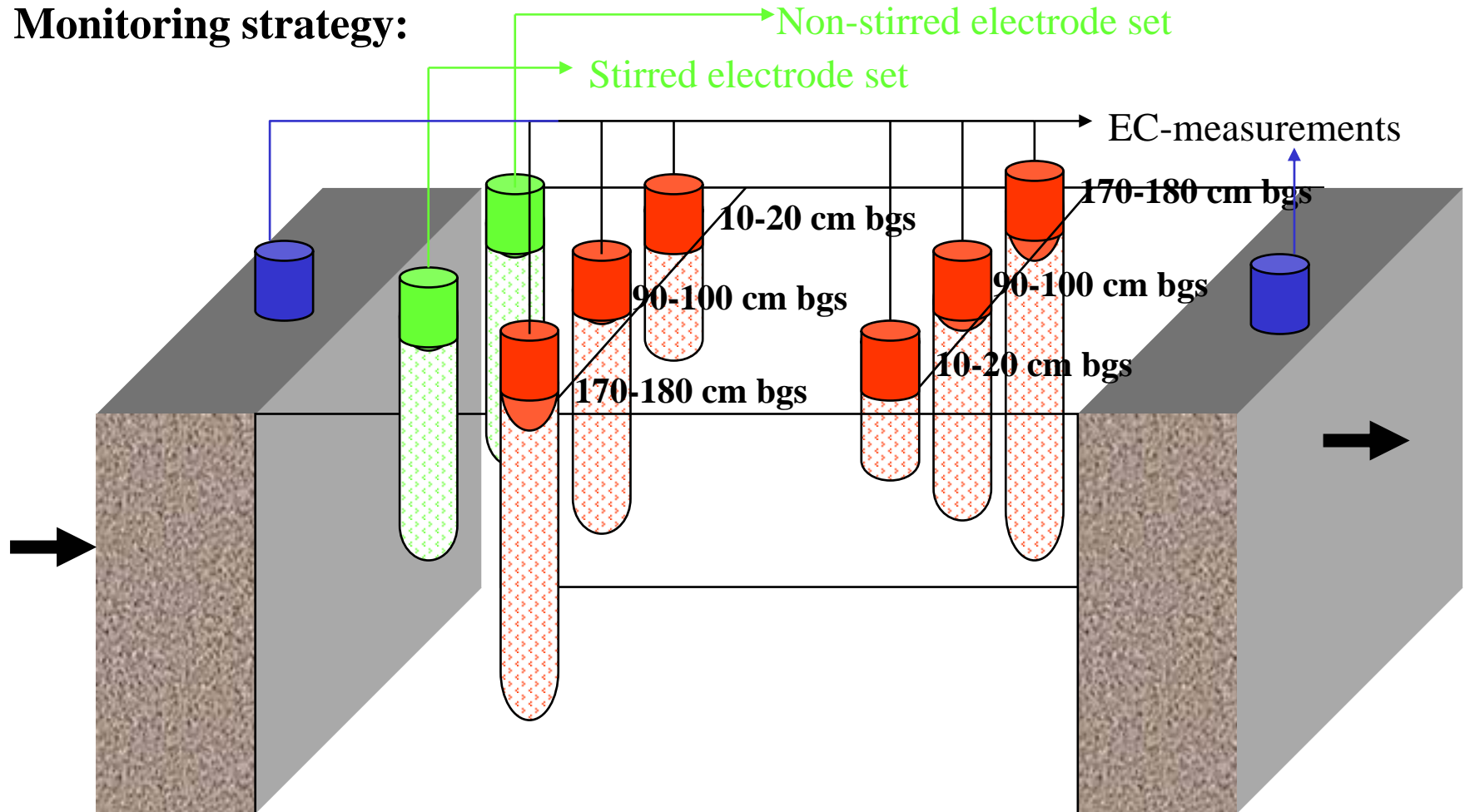
MULTIBARRIER Monitoring System (MMS)

- On-line measuring and logging system
pH, T, ORP, conductivity, O₂ and pressure :
 - Tested in the pilot system
 - Focus on EC-measurement
- in-well mixing system has been tested:
 - Works very well




Pilot MULTIBARRIER system: First experiment

- Monitoring strategy:



In situ mesocosm-systems


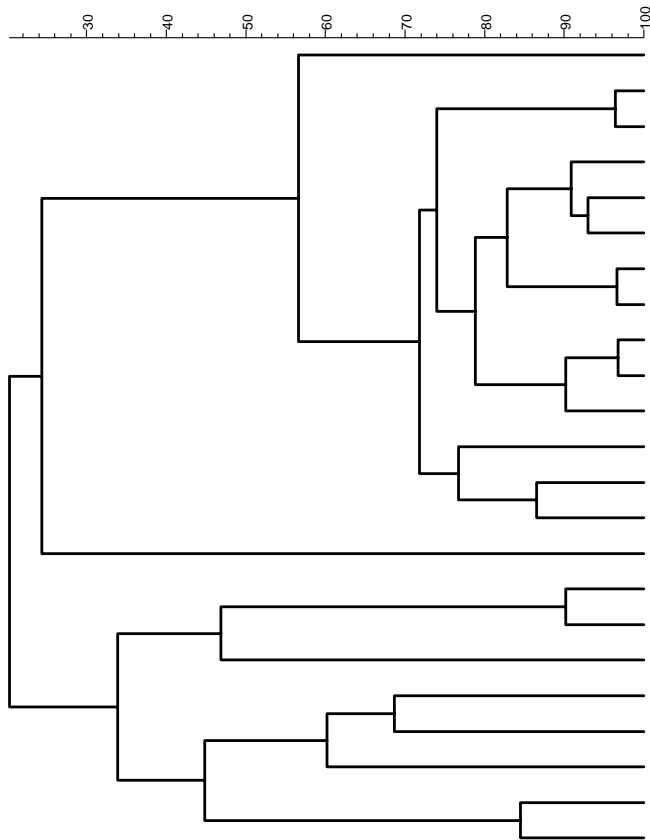
Monitoring of microbiology (molecular biology)



WP3: HM + Mesocosms container

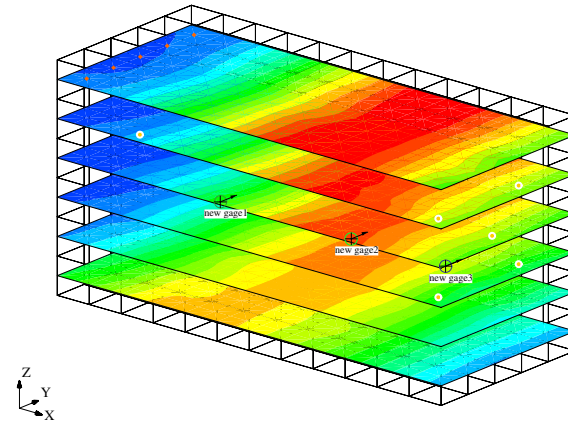
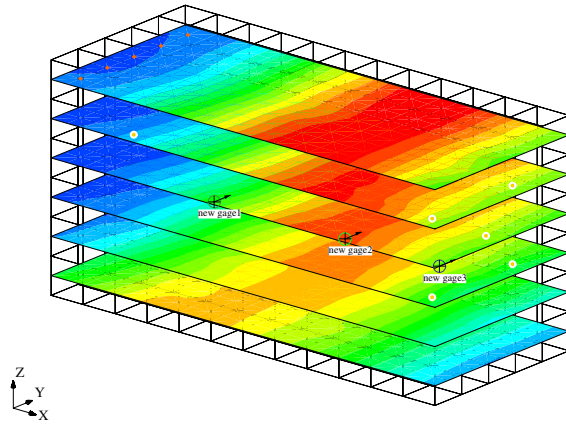
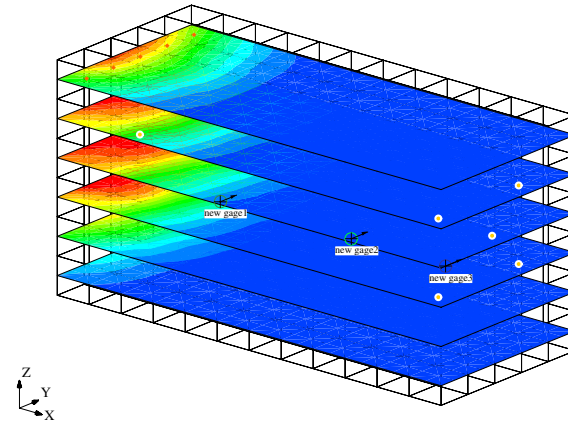
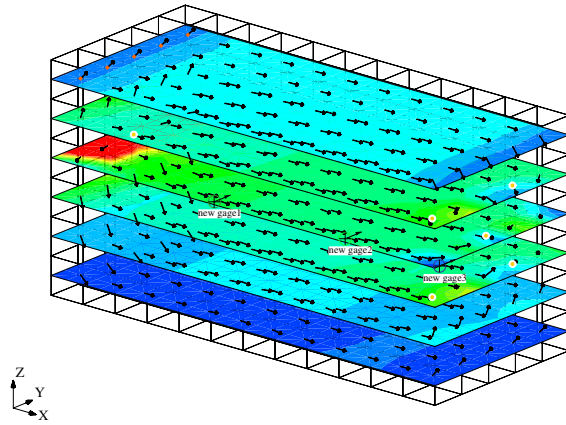
Pearson correlation (Opt:0.90%) [0.0%-100.0%]
MB

MB



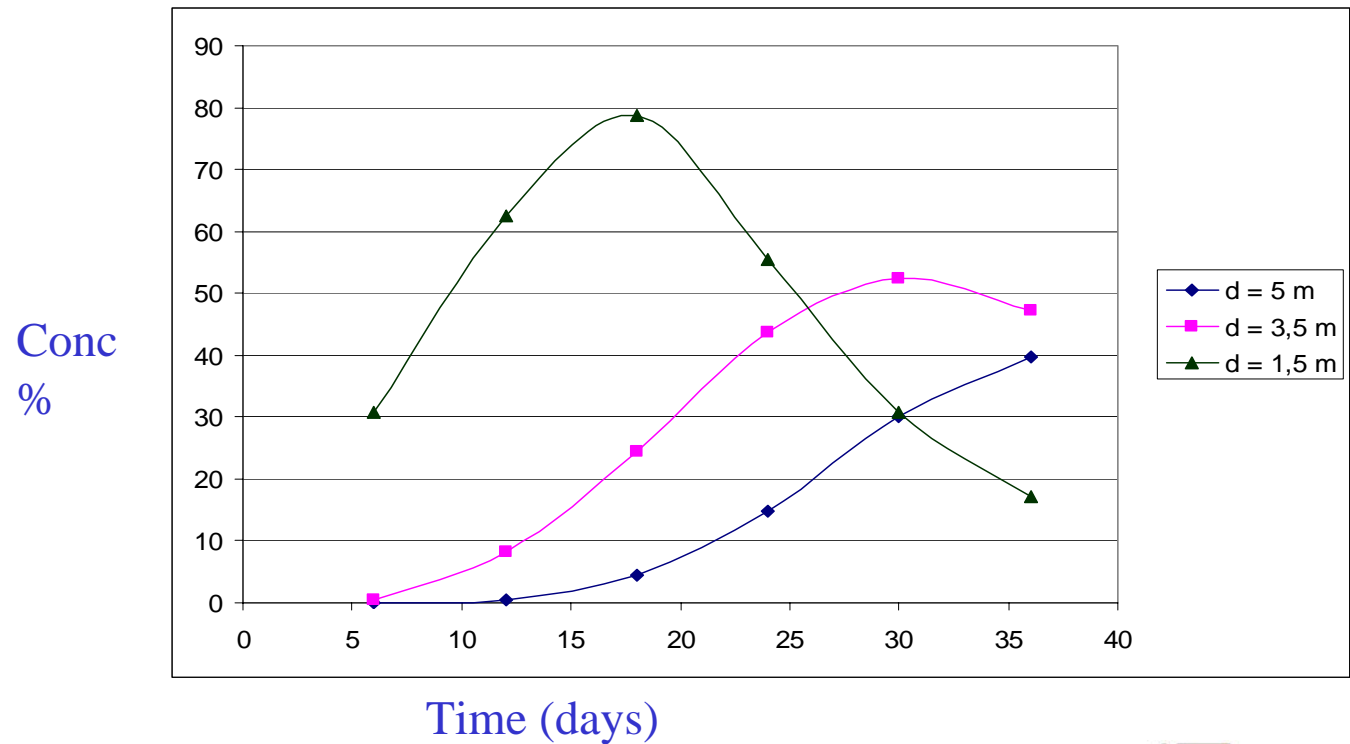
- .MESO A1 T0 A
 - .MESO A2 T0 A
 - .MESO A2 T0 B
 - .MESO A1 T0 B
 - .MESO A5 T0 A
 - .MESO A5 T0 B
 - .MESO A7 T0 A
 - .MESO A7 T0 B
 - .mengsel HM/AqDEC (bulk) B
 - .mengsel HM/AqDEC (bulk) A
 - .AqDEC (bulk) B
 - .AqDEC (bulk) A
 - .mengsel HM/AqDEC/FeA4 (bulk) B
 - .mengsel HM/AqDEC/FeA4 (bulk) A
 - .MB Aquifer
 - .HM (bulk) B
 - .HM (bulk) A
 - .JD 112
 - .JD 112
 - .JD 107
 - .JD 106
 - .JD 104
 - .JD 105
- HM
 - HM
 - Aëroob 2 onder
 - Aëroob 2 (REF) boven
 - Aëroob 1 (MB) boven
 - Aëroob 1 onder

MULTIBARRIER Modelling System: salt injection

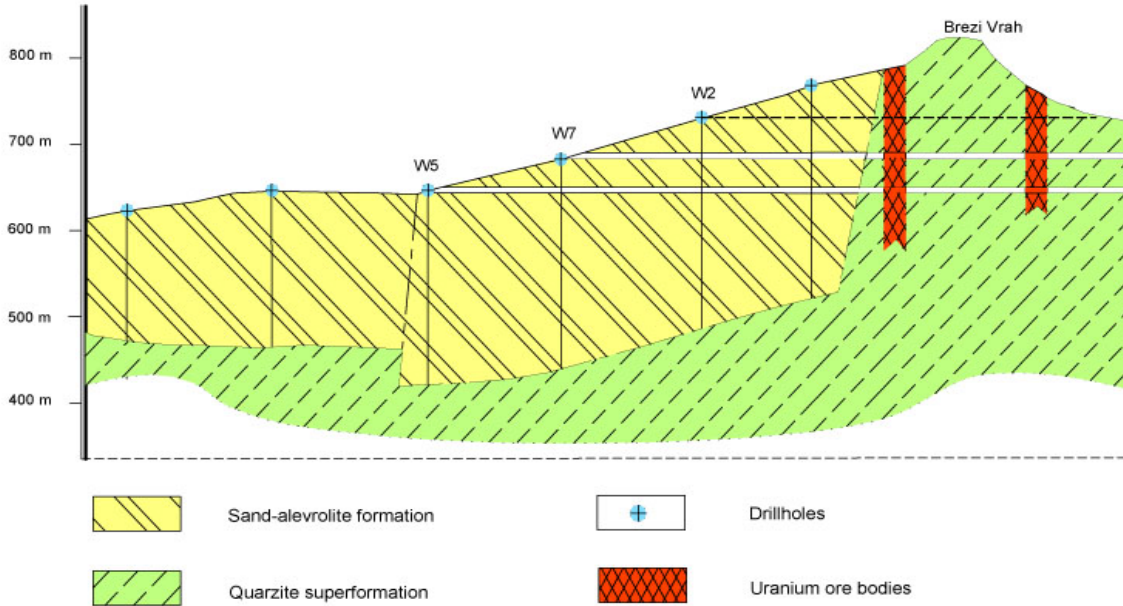


Modelled salt-peaks

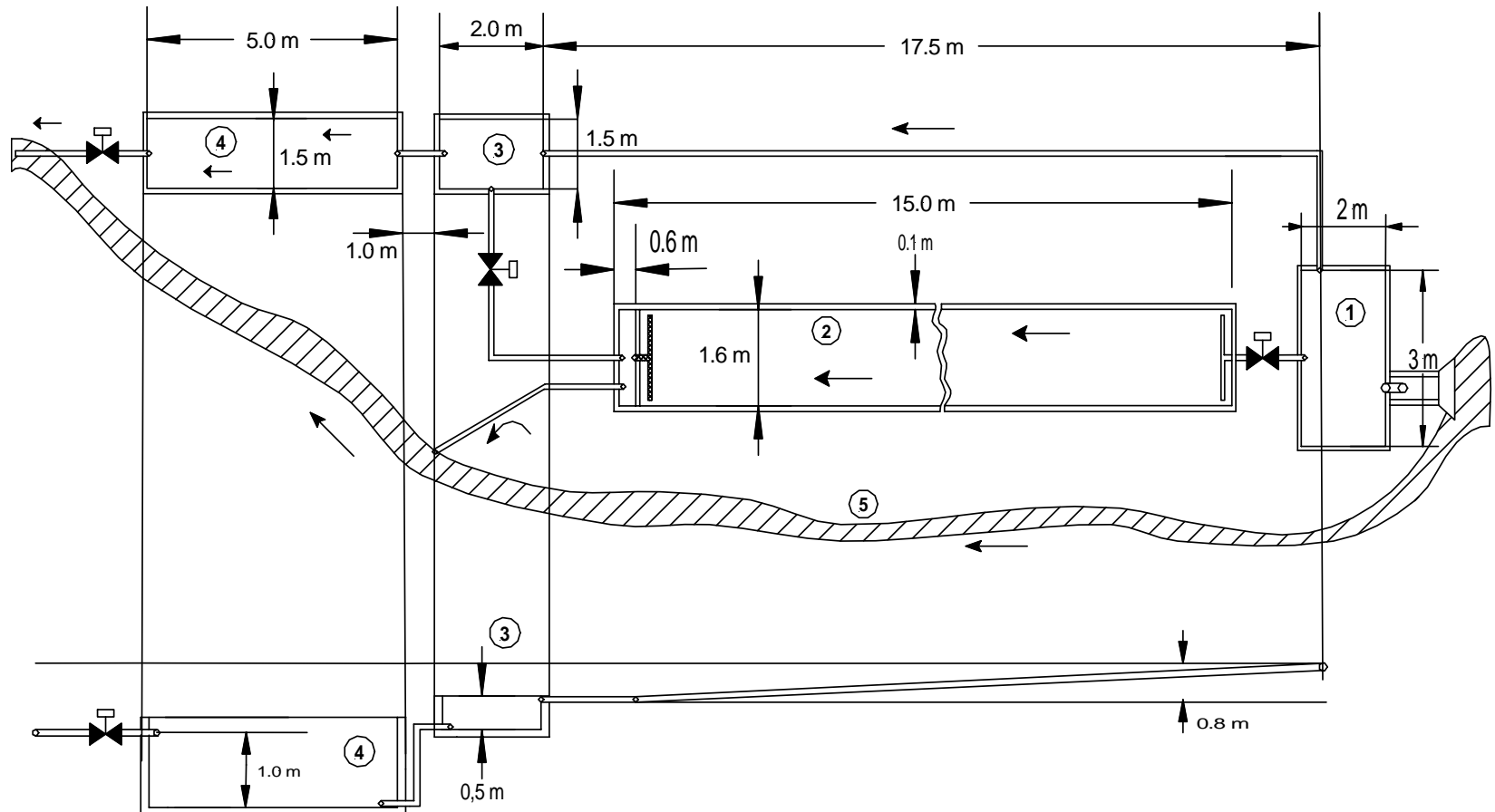
- Permeability: 24.17 m/dag
- Dispersivity: 0.3 m
- Monitoring wells: filter 100 cm bgs,
- Result: migration of pollutant initially faster, afterwards slower in comparison with measured values



Pilot scale Multibarrier: Curilo deposit



Installation at Curilo deposit



Curilo deposit: constructed wetland + Multibarrier



Thanks to all the partners and the European Commission

QLK3-CT-2000-00163

+

QLRT-2001-02916



www.multibarrier.vito.be